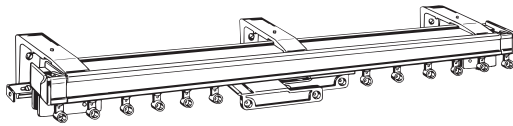
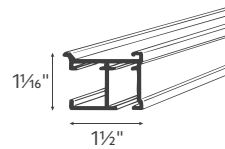


# Architrac® Series 94001 Assembled Set

## TRACK STYLE




## DIMENSIONS



## Track Overview

- AMP™ Motorization available
- Heavy duty, ball bearing pulleys
- Heavy duty, wheeled (Ripplefold™) or ball bearing (pleated) carriers
- Wall or ceiling mount available
- Multiple draw options available; manual or motorized draw
- Can be curved or bent. Not available on motorized tracks.  
Curved and bent cannot be convex.

## Available Track Colors



## Available Draw Types



## Specifications

PROFILE	DESCRIPTION	MATERIAL	HEADING STYLE	MOUNT	DRAW	MAX. TRACK SET LENGTH (FT.)		MAX. FABRIC WEIGHT (LBS.)		LBS. PER FT.
						Manual	Motorized	Manual	Motorized	
	<b>94001 Manual or Motorized Draw</b> can be angular bent using 12" radius or circular curved (94001 cannot be convex curved or convex bent and AMP™ Motorization rods cannot be bent or curved)	Extruded of 0.050" 6063T5 aluminum alloy powder coat paint	Pleated, Ripplefold™	Ceiling, Wall, Recessed	One-Way	Manual	20	Manual	80	4
						Motorized	16	Motorized	64	4
					Two-Way	Manual	40	Manual	160	4
						Motorized	16	Motorized	64	4

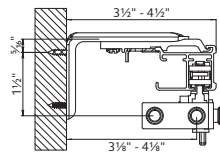
Maximum track lengths and maximum fabric weights do not apply to curved tracks. Send complete specifications to customer service for feasibility.

## Installation

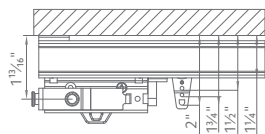
Install according to instructions.

**Support Spacing:** Place bracket at each end, place next bracket a maximum of 24" from first, then place remaining brackets at 48" intervals over the remainder of the track. Spacing may need to be shortened for heavier draperies.

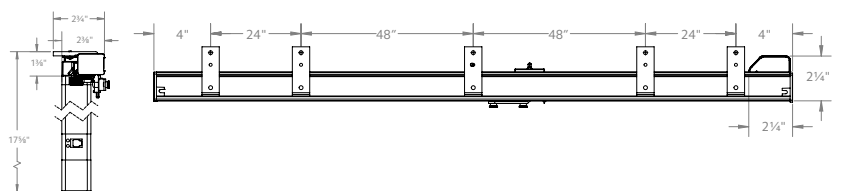
### WALL MOUNT



### CEILING MOUNT



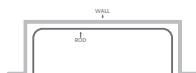
### AMP™ MOTORIZATION MOUNT



## Bend Styles

All bends must include returns except corner with 90° bend. Architrac® Series 94001 with AMP™ Motorization cannot be bent or curved.

STYLE 1:  
RECESS



STYLE 2:  
BOW



STYLE 3:  
BAY



STYLE 4:  
CORNER


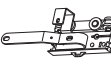


STYLE 5:  
CURVED




# Track Components

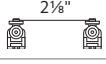

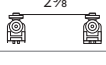

## Wheeled Master Carriers

ITEM	PRODUCT	HEADING STYLE	COLORS	NOTES
	<b>Buttmaster Carriers</b> Right 84110	Pleated Ripplefold™	025 White 059 Black	Drapery panels butt together at center, no flat areas to overlap 
	<b>Buttmaster Carriers</b> Left 84111	Pleated Ripplefold™	025 White 059 Black	
	<b>Buttmaster Carriers</b> Right 84213	Ripplefold™	061 Zinc 059 Black	
	<b>Buttmaster Carriers</b> Left 84214	Ripplefold™	061 Zinc 059 Black	
	<b>Overlap Carriers</b> Right 84103	Pleated Ripplefold™	061 Zinc 059 Black	Drapery panels overlap at center 
	<b>Overlap Carriers</b> Left 84104	Pleated Ripplefold™	061 Zinc 059 Black	
	<b>Over the Top Carriers</b> Right 84105	Pleated	061 Zinc	
	<b>Over the Top Carriers</b> Left 84106	Pleated	061 Zinc	

## Ball Bearing Wheeled Carriers



ITEM	PRODUCT	COLORS	NOTES
	<b>25mm Ball Bearing Carriers</b> 9670	025 White	
	<b>16mm Ball Bearing Carriers</b> 86700	025 White 061 Gray 064 Bronze 059 Black	

## Ripplefold™ Wheeled Carriers

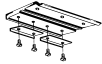
ITEM	PRODUCT	COLORS	NOTES
	<b>120% Ripplefold™ Carriers</b> 82120	025 White 059 Black	
	<b>100% Ripplefold™ Carriers</b> 82100	025 White 059 Black	
	<b>80% Ripplefold™ Carriers</b> 82080	025 White 059 Black	
	<b>60% Ripplefold™ Carriers</b> 82060	025 White 059 Black	
	<b>Two Sides Snap Pendant</b> 82001	025 White 061 Gray 064 Bronze 059 Black	To be used with Ripplefold™ wheeled carriers. (82120,82100,82080,82060)

# Track Components

## Brackets

ITEM	PRODUCT	COLORS	NOTES
	<b>Wall Bracket</b> 84129	025 White 061 Zinc 064 Bronze 059 Black	
	<b>Ceiling Bracket</b> 94130	090 Anodized 025 White	

## Miscellaneous

ITEM	PRODUCT	COLORS	NOTES
	<b>Splice</b> 94109090	Anodized	