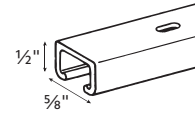


# Architrac® Series 9046 Assembled Set

## TRACK STYLE




## DIMENSIONS



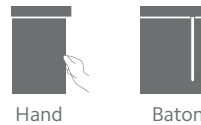
## Track Overview

- Assembled sets includes all necessary components
- Low profile, cubicle track (1/2")
- Ideal for cubicle curtains for commercial applications
- Can be curved or bent
- Cordless operation; opened and closed by hand
- Fiberglass, steel or PVC baton attached to the lead master carrier is recommended for traversing the draperies.

## Available Colors



## Available Draw Types



## Specifications

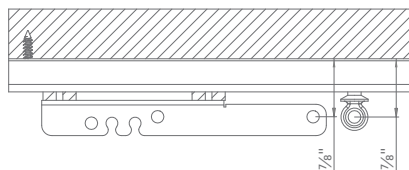
PROFILE	DESCRIPTION	MATERIAL	HEADING STYLE	MOUNT	DRAW	MAX. TRACK SET LENGTH (FT.)	MAX. FABRIC WEIGHT (LBS.)	LBS. PER FT.
	9046 Cubicle Hand/Baton Draw can be angular bent using 8" or 12" radius or circular curved	Extruded of 0.075" 6063T5 aluminum alloy etched and anodized.	Pleated	Ceiling, Recessed	One-Way	16	64	4
					Two-Way	32	128	4

Maximum track lengths and maximum fabric weights do not apply to curved tracks. Send complete specifications to customer service for feasibility.

## Installation

Install according to instructions.

### CEILING MOUNT



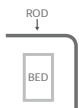
### SUPPORT SPACING

Pre-drilled holes are located every 16" on the track. Track is mounted directly to the ceiling through the holes using proper screw for mounting surface.

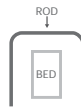
## Bend Styles

All bends must include returns except corner with 90° bend.

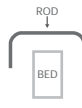
CUBICLE STYLE 1:  
L-SHAPED



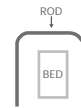
CUBICLE STYLE 2:  
LONG-U



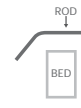
CUBICLE STYLE 3:  
J-TRACK



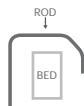
CUBICLE STYLE 4:  
J-TRACK OFFSET RIGHT



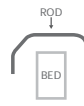
CUBICLE STYLE 5:  
J-TRACK OFFSET LEFT



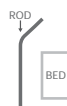
CUBICLE STYLE 6:  
OBTUSE J-TRACK RIGHT



CUBICLE STYLE 7:  
OBTUSE J-TRACK LEFT



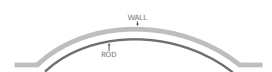
CUBICLE STYLE 8:  
STRAIGHT OFFSET RIGHT



CUBICLE STYLE 9:  
STRAIGHT OFFSET LEFT






CUBICLE STYLE 10:  
CURVED





# Track Components

## Master Carriers

ITEM	PRODUCT NUMBER	NOTES
	Master Slide Split Draw 9644 Color: 061 Zinc	
	Baton Master Right 94158 Color: 025 White	
	Baton Master Left 94159 Color: 025 White	

## Slides

ITEM	PRODUCT NUMBER	NOTES
	Molded Slide 9406 Color: 025 White	
	Slides Snap Tab 92121 Color: 025 White	