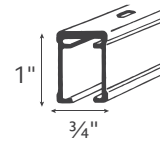


Architrac® Series 94005 Assembled Set

TRACK STYLE



DIMENSIONS



Track Overview

- Assembled sets includes all necessary components
- Heavy duty, wheeled (Ripplefold™) or ball bearing (pleated) carriers
- Can be curved or bent
- Ceiling mount only (Track pre-drilled 16" on center for direct ceiling mount)
- Fiberglass, steel or PVC baton attached to the lead master carrier is recommended for traversing the draperies.

Available Colors



White
94375025



Gray
94375090



Bronze
94375064



Black
94375059

Available Draw Types



Hand



Baton

Specifications

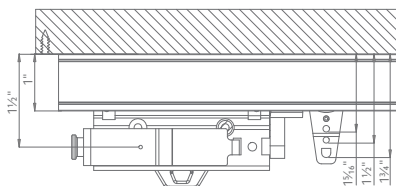
| PROFILE | DESCRIPTION | MATERIAL | HEADING STYLE | MOUNT | DRAW | MAX. TRACK SET LENGTH (FT.) | MAX. FABRIC WEIGHT (LBS.) | LBS. PER FT. |
|---------|---|--|----------------------|-------------------|---------|-----------------------------|---------------------------|--------------|
| | 94005 Cubicle Hand/Baton Draw can be angular bent using 12" radius or circular curved | Extruded of 0.050" 6063T5 aluminum alloy powder coat paint | Pleated, Ripplefold™ | Ceiling, Recessed | One-Way | 16 | 64 | 4 |
| | | | | | Two-Way | 32 | 128 | 4 |

Maximum track lengths and maximum fabric weights do not apply to curved tracks. Send complete specifications to customer service for feasibility.

Installation

Install according to instructions.

CEILING MOUNT



SUPPORT SPACING

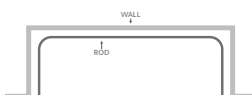
Pre-drilled holes are located every 16" on the track. Track is mounted directly to the ceiling through the holes using proper screw for mounting surface.

The maximum spacing allowed between track mounting points is 32".

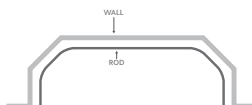
Bend Styles

All bends must include returns except corner with 90° bend.

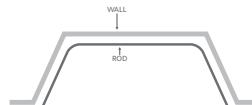
STYLE 1:
RECESS



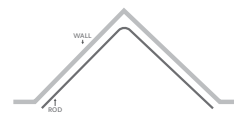
STYLE 2:
BOW



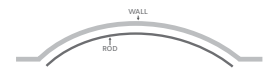
STYLE 3:
BAY



STYLE 4:
CORNER




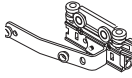



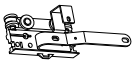
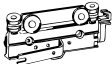



STYLE 5:
CURVED





Track Components










Wheeled Master Carriers

| ITEM | PRODUCT NUMBER | NOTES |
|---|--|---|
|  | Buttmaster Carriers Right 84211 Heading Style: Pleated, Ripplefold™ Color: 061 Zinc, 059 Black | Drapery panels butt together at center, no flat areas to overlap  |
|  | Buttmaster Carriers Left 84212 Heading Style: Pleated, Ripplefold™ Color: 061 Zinc, 059 Black | |
|  | Overlap Carriers Right 84203 Heading Style: Pleated, Ripplefold™ Color: 061 Zinc, 059 Black | Drapery panels overlap at center  |
|  | Overlap Carriers Left 84204 Heading Style: Pleated, Ripplefold™ Color: 061 Zinc, 059 Black | |
|  | Over the Top Carriers Right 84205 Heading Style: Pleated Color: 061 Zinc, 059 Black | |
|  | Over the Top Carriers Left 84206 Heading Style: Pleated Color: 061 Zinc, 059 Black | |
|  | Through Fabric Carriers Right 84207 Heading Style: Pleated Color: 061 Zinc, 059 Black | |
|  | Through Fabric Carriers Left 84208 Heading Style: Pleated Color: 061 Zinc, 059 Black | |

Ball Bearing Wheeled Carriers

| ITEM | PRODUCT NUMBER | NOTES |
|---|--|-------|
|  | 25mm Ball Bearing Carriers 9670 Color: 025 White | |
|  | 16mm Ball Bearing Carriers 86700 Color: 025 White, 061 Gray, 064 Bronze, 059 Black | |

Ripplefold™ Wheeled Carriers

| ITEM | PRODUCT NUMBER | NOTES |
|---|--|--|
|  1 7/8" | 120% Ripplefold™ Carriers 82120 Color: 025 White, 059 Black |  |
|  2 1/8" | 100% Ripplefold™ Carriers 82100 Color: 025 White, 059 Black |  |
|  2 3/8" | 80% Ripplefold™ Carriers 82080 Color: 025 White, 059 Black |  |
|  2 5/8" | 60% Ripplefold™ Carriers 82060 Color: 025 White, 059 Black |  |
|  | Two Sides Snap Pendant 82001 Color: 025 White, 061 Gray, 064 Bronze, 059 Black | To be used with Ripplefold™ wheeled carriers. (82120,82100,82080,82060) |